

# User Guide



Extension page: [Product Review with Images](#)

# Frontend

## Form review on the frontend

Customer can add images and video to the review.

[WRITE YOUR OWN REVIEW](#)

YOU'RE REVIEWING: [TEST PRODUCT FOR PRODUCT REVIEW WITH IMAGES EXTENSION](#)

HOW DO YOU RATE THIS PRODUCT?

	1 ★	2 ★	3 ★	4 ★	5 ★
VALUE	<input type="radio"/>	<input type="radio"/>	<input type="radio"/>	<input type="radio"/>	<input type="radio"/>
QUALITY	<input type="radio"/>	<input type="radio"/>	<input type="radio"/>	<input type="radio"/>	<input type="radio"/>
PRICE	<input type="radio"/>	<input type="radio"/>	<input type="radio"/>	<input type="radio"/>	<input type="radio"/>

LET US KNOW YOUR THOUGHTS \*

SUMMARY OF YOUR REVIEW \*

WHAT'S YOUR NICKNAME? \*

IMAGE 1

LABEL FOR IMAGE 1

## Review list

Customers can see attached images to all reviews in small thumbnails.

▼ REVIEWS

---


CUSTOMER REVIEWS 3 ITEM(S)

---

GOOD EXTENSION FOR REVIEWS

QUALITY ★★★★★  
PRICE ★★★★★  
VALUE ★★★★★

**Please look at my photos. Cool?**  
**Yeap**




REVIEW BY HAPPY CUSTOMER / (POSTED ON 7/4/2015)

---

NICE EXTENSION

PRICE ★★★★★  
VALUE ★★★★★  
QUALITY ★★★★★

**test review for PRODUCT REVIEW WITH IMAGES**



REVIEW BY JOHN DOE / (POSTED ON 7/4/2015)

---

MY FIRST FEEDBACK

PRICE ★★★★★  
VALUE ★★★★★  
QUALITY ★★★★★

**simple review**

REVIEW BY MY NICKNAME / (POSTED ON 7/4/2015)

---



## Review. Big image.

Customers can see attached images to the review with big image. If customer click on the big image will be shown in the separate window.

GOOD EXTENSION FOR REVIEWS

QUALITY ★★★★★  
PRICE ★★★★★  
VALUE ★★★★★




Please look at my photos. Cool?  
Yeap



REVIEW BY HAPPY CUSTOMER / (POSTED ON 7/4/2015)

## Review. Video from Youtube

Customers can see video from Youtube under the review.

DESCRIPTION	REVIEWS	
CUSTOMER REVIEWS 6 ITEM(S)		
NEW REVIEW WITH VIDEO		
QUALITY	★★★★★	
test comment with video from youtube		
		
		
REVIEW BY VIDEOMAN / (POSTED ON 5/23/2017)		

## Backend. Edit Review

Admin can manage uploaded mages or video with review on the backend.

**Edit Review 'good extension for reviews'**

---

**Review Details**

Product [Test product for Product Review with Images extension](#)

Posted By Guest

Summary Rating ★★★★★

Detailed Rating *		<b>1 star</b>	<b>2 stars</b>	<b>3 stars</b>	<b>4 stars</b>	<b>5 stars</b>
Price		<input type="radio"/>	<input type="radio"/>	<input type="radio"/>	<input type="radio"/>	<input checked="" type="radio"/>
Value		<input type="radio"/>	<input type="radio"/>	<input type="radio"/>	<input type="radio"/>	<input checked="" type="radio"/>
Quality		<input type="radio"/>	<input type="radio"/>	<input type="radio"/>	<input type="radio"/>	<input checked="" type="radio"/>

Status \*

Nickname \*

Summary of Review \*

Review \*

Example image label

Example image   Delete Image

Example image label

Example image   Delete Image

Example image label

Example image   Delete Image

## Backend. Configurations

Admin can set sizes for images, thumbnails and video on the backend.

Current Configuration Scope:  
 ↕  
[Manage Stores](#)

**Configuration**

- ▶ AVERUN
  - Review Images**
  - Size Chart
  - Color Swatch
  - Wishlist Sidebar
- ▶ GENERAL
  - General
  - Web
  - Design
  - Currency Setup
  - Store Email Addresses
  - Contacts
  - Reports

✔ Save Config

### Review Images

**General settings** ⬆

Image Width	<input type="text" value="750"/>	[GLOBAL]
	<small>▲ Enter width for images on review list block</small>	
Image Height	<input type="text" value="500"/>	[GLOBAL]
	<small>▲ Enter height for images on review list block</small>	
Thumbnail Image Width	<input type="text" value="80"/>	[GLOBAL]
	<small>▲ Enter width for thumbnail images on review list block</small>	
Thumbnail Image Height	<input type="text" value="50"/>	[GLOBAL]
	<small>▲ Enter height for thumbnail images on review list block</small>	
Show video on frontend	<input type="text" value="Yes"/>	[STORE VIEW]
Video Width	<input type="text" value="720"/>	[GLOBAL]
	<small>▲ Enter width for video on review list block</small>	
Video Height	<input type="text" value="460"/>	[GLOBAL]
	<small>▲ Enter height for video on review list block</small>	
Enable fullscreen button in video on frontend	<input type="text" value="Yes"/>	[STORE VIEW]

# Do you need support?

Would like to report a bug, request a new feature or simply ask a question? Feel free to email us at [support@averun.com](mailto:support@averun.com).